


Technical data sheet - Espace 628T



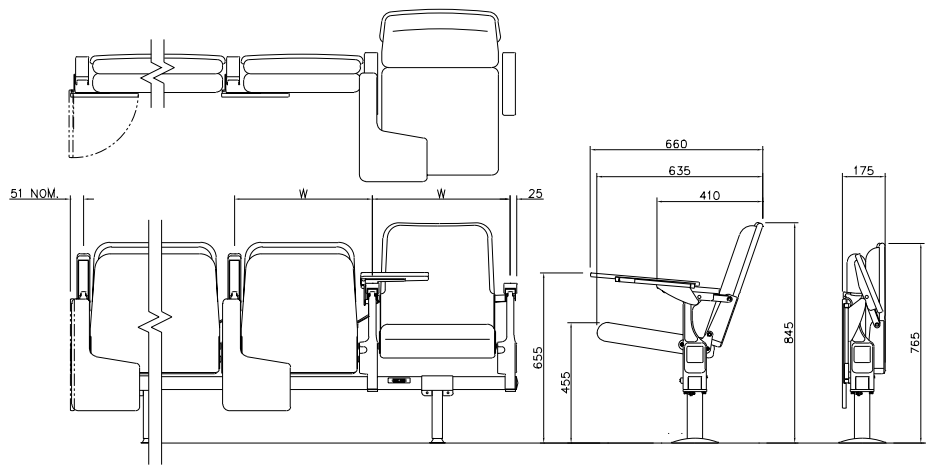
Description

Designed for both fixed seating and telescopic platform installations, the Espace 628T is ideal for multipurpose conference, lecture and educational facilities. With a unique tipping action, the chair has extremely compact dimensions when closed, creating wide, safe seatways. The writing tablet folds away when not in use, allowing the seating to be used for a wide variety of functions, from formal lectures to conferences and shows.

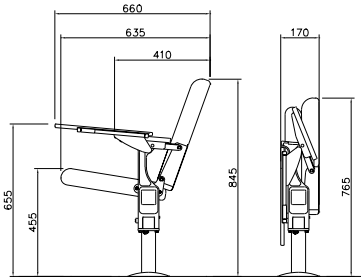
Features

- Anti-panic tablet system - the tablet returns automatically to its rest position when the seat is vacated
- Self tipping design - the backrest acts as a counterweight
- Optional wraparound plastic or timber back panels for superb wear resistance
- Nylon bushes/spacers avoid metal-to-metal contact
- Compact dimensions in closed position

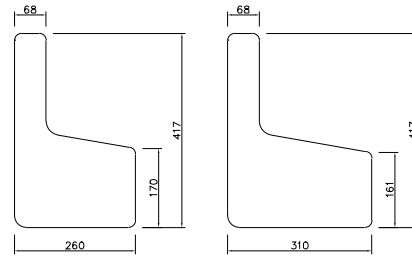
Photographs: Top Row: Fully upholstered, tread fixed 628T. Second Row: Tread fixed model with timber backs, fully upholstered fold-down model on retractable platforms.



Model with plastic wraparound back. Available with timber or sprung seat core.



Fully upholstered model. Available with timber or sprung seat core.
All drawings show beam mounted (tread fixed) chair. Height measurements are taken at seat centre. All dimensions are nominal.



The larger size tablet can only be used with fixed chairs over 840mm row depth. For all other applications the standard size tablet will be used.

Seat widths

Fully upholstered: 500, 510, 520, 530, 540, 550mm
With plastic back: 510, 530, 550mm

Fixing methods

Beam mounted (tread or riser fixed), fold-down (for TX Telescopic Platforms) or matrix (for flat floor configurations).

Telescopic System Parameters

When mounted on a telescopic (retractable) system:
Minimum row depth = 800mm (850mm recommended for comfort or if platforms have front fascias)
Minimum row rise = 280mm (add 20mm for a timber back)

Specification

Seat

50mm polyurethane CMHR foam on 12mm plywood core, fully upholstered in fabric to customer choice and availability,
Options:

- Pocket sprung seat core in place of plywood core.

Backrest

45mm polyurethane fabricated CMHR foam on 12mm thick preformed plywood, upholstered in fabric to customer choice and availability.

Options:

- Wraparound plastic back panels in injection moulded polypropylene, colour black RAL 9005.

- Veneered 'show-wood' timber back panels

Chair frame

Die cast one piece aluminium arm stanchion incorporating seat pivot assembly clamped to 50 x 50 x 2.5mm steel tube cross beam. Frame

finish: epoxy powder coat, matt black RAL 9005.

Armrest and Writing Tablet

Armrest in black semi-rigid polyurethane foam. Pressed steel bracket in epoxy powder coat, black RAL 9005. Tablet with oak melamine finish and matching edge banding as standard.

Seat tip up mechanism

Counterweight tip up.

Tube end plugs

Injection moulded low density polyethylene.

Standards

Strength and stability

The chair satisfies the requirements of BS EN 12727:2000.

Flammability

Upholstery fabric and foam comply with BS 5852 1990 (sources BS EN 1021-1, 0; BS EN 1021-2, 1 and 5) or European or other standards as specified.

Options and accessories

- Seat dampner for soft action seat closing
- Seat numbers
- Aisle letters
- High back version - see separate datasheet